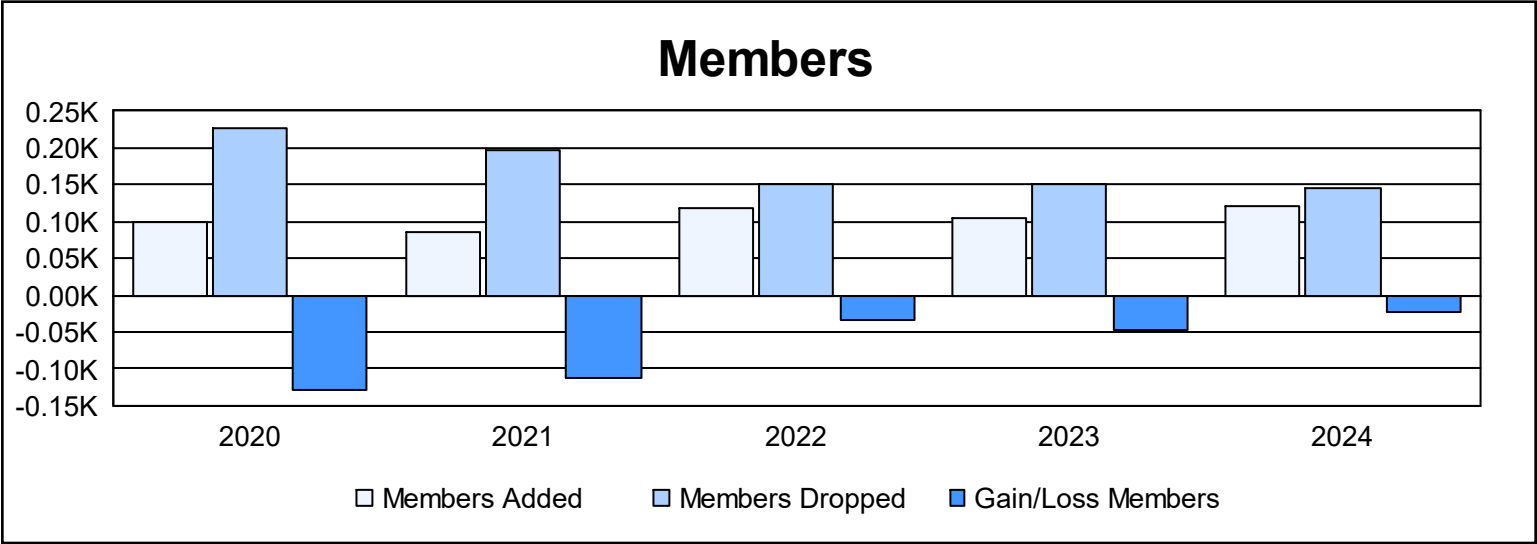
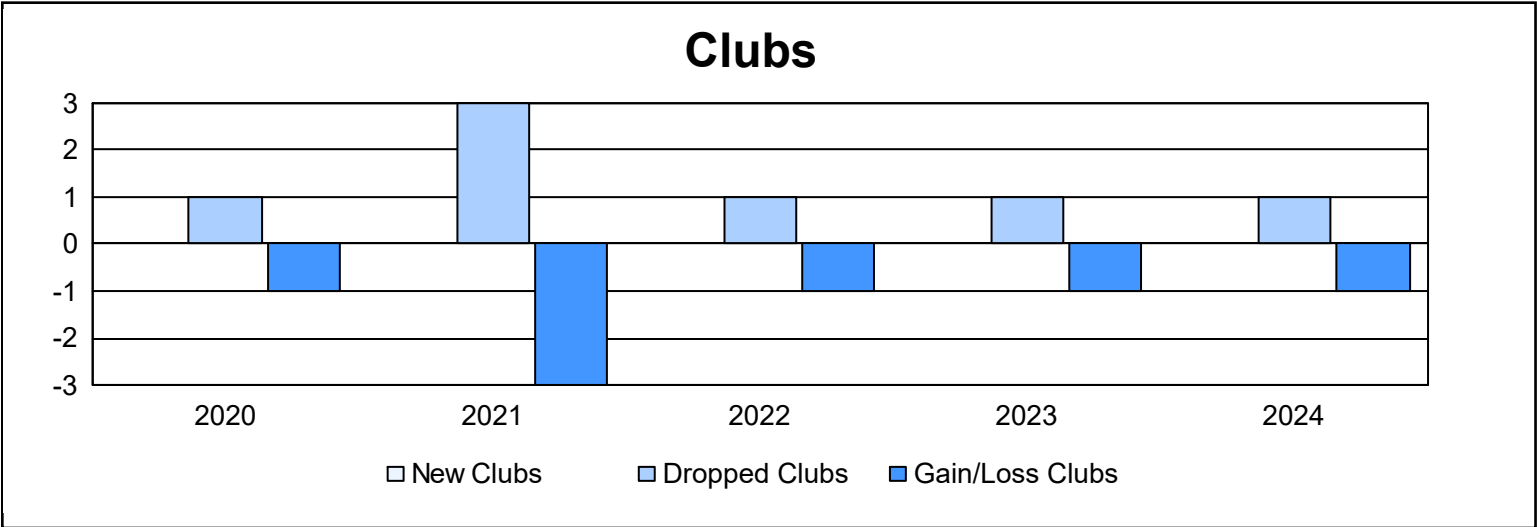
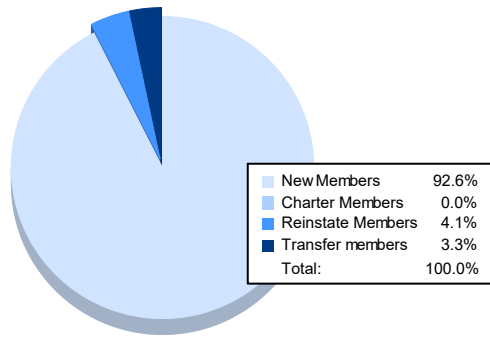


| Year      | New Clubs | Dropped Clubs | Gain/ Loss Clubs | New Members | Charter Members | Reinstate Members | Transfer Members | Total Member Added | Total Members Dropped | Gain/ Loss Members |
|-----------|-----------|---------------|------------------|-------------|-----------------|-------------------|------------------|--------------------|-----------------------|--------------------|
| 2019-2020 | 0         | 1             | -1               | 80          | 5               | 8                 | 6                | 99                 | 228                   | -129               |
| 2020-2021 | 0         | 3             | -3               | 64          | 0               | 6                 | 15               | 85                 | 198                   | -113               |
| 2021-2022 | 0         | 1             | -1               | 110         | 2               | 2                 | 3                | 117                | 152                   | -35                |
| 2022-2023 | 0         | 1             | -1               | 92          | 0               | 8                 | 5                | 105                | 152                   | -47                |
| 2023-2024 | 0         | 1             | -1               | 113         | 0               | 5                 | 4                | 122                | 146                   | -24                |
| Average   | 0         | 1             | -1               | 92          | 1               | 6                 | 7                | 106                | 175                   | -70                |



### Membership Composition June 2024 Cumulative



### Gender Composition June 2024 Cumulative

